

No: NITW/Accts./AC-1/Fees/2018-19

Date: 21.12.2018.

FEE COLLECTION (Internet Banking - State Bank Collect from SBI) Details:

Account Name: "FEE ACCOUNT,NITW"

Account Number:62114635443

IFSC : SBIN0020149

SWIFT Code:SBININBBH14

(With in INDIA)

(For transfer from ABROAD)

Dates for Payment of Fee in 2018 - 19 Academic Year:

Without Late Fee:

up to 29.12.2018

With Late Fee of Rs.2000.00: From 31.12.2018 to 02.01.2019

With Late Fee of Rs.4000.00: From 03.01.2019 to 04.01.2019

i. Attention of Indian Students:

1. All Indian Students are hereby instructed to pay their EVEN Semester Tuition Fee for the Academic Year 2017 - 18 through "State Bank Collect" Provided in the website www.onlinesbi.com using Internet banking / Debit (all other banks Internet banking / Card payments are accepted through "SBI – State Bank Collect" for Fee payments.).
2. Name and Roll Number of the student is mandatory in the Form.
3. All Indian students with educational loans are advised to approach their bank and ask them to transfer the amount through "SBI- State Bank Collect" / NEFT /RTGS transfers only.

ii. **Kind Attention of Students from Abroad (DASA):**

- All the students from Abroad (DASA-SAARC / NON-SAARC / CIWG / Study in India programme GII / GIII category) are hereby instructed to transfer the Tuition Fee (USD 4000/-, USD2000/-, USD 970/-, USD 1000/-, USD 1500) payable to
1) DIRECTOR NITW PAYMENT GATEWAY, Account Number: 9911337595, KOTAK MAHINDRA BANK LTD., SWIFT CODE: KKBKINBBXXX IFSC: KKBK000767 (or)
2) DIRECTOR FEE ACCOUNT, NITW , Account Number: 62114635443, State Bank of India, NIT branch, IFSC CODE: SBIN0020149, SWIFT CODE: SBININBBHI14 through internet transfer, using SWIFT code (Bank details are mentioned above). Students can pay the fee by converting USD into INR (Example: \$4000 x 70 INR= Rs.2,80,0000 and submit a receipt along with conversion rate to Accounts Section). Fee should be paid in INR (Spring Spree Fee) paid through State Bank Collect using the form meant for DASA / NON – DASA/ SAARC/ CIWG students. Students are advised to transfer their fee amount in USD / INR. **Foreign students who are paying fee in Dollars have to pay the deduction charges, if any to the Account Section separately.**
- After the payment, all foreign students are advised to submit the Original copy of their payment receipts in USD/INR, in the Accounts Section / upload the WSDC portal. **If any student fails to submit the above, he/she will be considered as a Fee defaulter.**

iii. **No DD's or FDD will be accepted from any student.** Institution is accepting only ONLINE transfers. All the students and parents are requested to co-operate with us.

- **Tuition Fee should not be combined with Hostel Fee Payments.**
- **Excess payments, if any shall not be refunded at present.**
- **Those who are paying Tuition Fee through RTGS / NEFT / SWIFT / SB Collect transfer and Other payments are advised to submit a payment / receipt copy in Original to Accounts Section/ WSDC student portal with student particulars.**

DEPUTY REGISTRAR, ACCOUNTS

FEE STRUCTURE FOR B.TECH students (all streams)

<u>Indian students – Open/Obc category – UG students</u>				
Sl.no	Fee Particulars	Iyear &II year	III year	IV year
1	Tuition Fee	62500	62500	35000
2	Spring Spree	500	500	500
3	Convocation			1000
	Total Rs.	63000	63000	36500
<u>Indian students – SC / ST/ PWD category – UG students</u>				
Sl.no	Fee Particulars	Iyear &II year	III year	
1	Tuition Fee	0	0	
2	Spring Spree	500	500	
	Total Rs.	500	500	
<u>Indian students – Parents Income below Rs. 1.00 lakh – UG students</u>				
Sl.no	Fee Particulars	Iyear &II year	III year	
1	Tuition Fee	0	0	
2	Spring Spree	500	500	
3	Convocation			
	Total Rs.	500	500	
<u>Indian students – Parents Income Rs. 1.00 to 5.00 lakh – UG students</u>				
Sl.no	Fee Particulars	Iyear &II year	III year	
1	Tuition Fee	20834	20834	
2	Spring Spree	500	500	
	Total Rs.	21334	21334	
<u>DASA - SAARC</u>				
Sl.no	Fee Particulars	I &II year	III year	IV year
1	Tuition Fee	\$2000	\$2000	\$2000
2	Spring Spree	INR 500	INR 500	INR 500
3	Convocation			INR 1000
<u>DASA - NON SAARC</u>				
Sl.no	Fee Particulars	I & II year	III year	IV year
1	Tuition Fee	\$4000	\$4000	\$4000
2	Spring Spree	INR 500	INR 500	INR 500
3	Convocation			INR 1000

STUDY IN INDIA – G2 / G3 category – SAARC – UG STUDENTS				
Sl.no	Fee Particulars	I year G2 Category	I year G3 Category	
1	Tuition Fee	\$1000	\$1500	
2	Spring Spree	INR 500	INR 500	
STUDY IN INDIA – G2 / G3 category – Non – SAARC – UG STUDENTS				
Sl.no	Fee Particulars	I year G2 Category	I year G3 Category	
1	Tuition Fee	\$2000	\$3000	
2	Spring Spree	INR 500	INR 500	

FEE STRUCTURE FOR M.TECH students (all streams)

<u>Indian Students</u>			
Sl.no	Fee Particulars	I year	II year
1	Tuition Fee	35000	35000
2	Spring Spree	500	500
3	Convocation		1000
	Total Rs.	35500	36500

FEE STRUCTURE FOR M.Sc. students (Maths and Chemistry)

<u>Indian Students</u>			
Sl.no	Fee Particulars	I year	II year
1	Tuition Fee	7500	7500
2	Spring Spree	500	500
3	Convocation		1000
	Total Rs.	8000	9000

FEE STRUCTURE FOR M.Sc.(Tech.) students

Sl.No	Fee Particulars	I & II year	III Year
1	Tuition Fee	7500	7500
2	Spring Spree	500	500
3	Convocation		1000
	Total Rs.	8000	9000

FEE STRUCTURE FOR M.C.A students

Sl.No	Fee Particulars	I & II year	III year
1	Tuition Fee	35000	35000
2	Spring Spring	500	500
3	Convocation		1000
	Total Rs.	35500	36500

FEE STRUCTURE FOR M.B.A students

Sl.No	Fee Particulars	I year	II year
1	Tuition Fee	35000	35000
2	Spring Spring	500	500
3	Convocation		1000
	Total Rs.	35500	36500

FEE STRUCTURE FOR Ph.D (Indian) students

Sl.No	Fee Particulars	Amount in Rs.
1	Tuition Fee	5000
2	Other Fee	2100
3	Spring Spree	500
	Total Rs.	7600

Sl.No	Fee Particulars	Amount in Rs.
1	Tuition Fee	7500
2	Other Fee	2100
3	Spring Spree	500
	Total Rs.	10100

Tuition Fee payment website: www.onlinesbi.com

Click on State Bank Collect (tab)

State Bank of Hyderabad

SBH
स्टेट बैंक ऑफ़ हैदराबाद
State Bank of Hyderabad

आधुनिक
Modern
नवीनो
Innovative
शुभसमीची
Dependable

Online SBH

Home Personal Banking Corporate Banking State Bank Collect Online SB Account Application **NEW** Security Tips हिंदी

Our site is **VERISIGN CERTIFIED**

indicating it's absolutely safe and secure for you to transact online.

Welcome to State Bank of Hyderabad **INTERNET BANKING**

PERSONAL BANKING Login

Our internet banking portal provides personal banking services that gives you complete control over all your banking demands online.

Features

- View Freedom Rewards Loyalty Points **NEW**
- Register for SBH Net Banking
- State Bank Group Transfer
- Inter Bank Transfer
- SBH e-Tax

CORPORATE BANKING Login

Corporate Banking application provides features to administer and manage non personal accounts online.

Features

- CINB SARAL
- FAQ on Customs Duty
- Transfer funds to any bank from your SBH Account using RTGS/NEFT Facility.
- SBH e-Tax

OTHER SERVICES

- Debit Card Loyalty **NEW**
- Online Shopping
- ASBA Facility
- Secure Card Transactions
- Railway Booking

USEFUL LINKS

- SBI Mutual Fund
- SBI Card

start State Bank of Hydera... FEE ACCOUNT - bank... Document1 - Microsof... 12:29

State Bank Collect

https://www.onlinesbi.com/prelogin/collecthome.htm

PAYMENT ONLINE

STATE BANK COLLECT
A MULTI-MODAL PAYMENT PORTAL

DISCLAIMER CLAUSE

डिस्क्लेमर क्लॉज़ हिंदी में देखने हेतु [यहां क्लिक करें](#).

[Click here](#) to view the disclaimer clause in Hindi.

Terms Used:

- ▶ **Corporate Customer:** Firm/Company/Institution (F/CI) collecting payment from their beneficiaries.
- ▶ **User:** The beneficiary making a payment to F/CI for the services/goods availed.
- ▶ Bank shall not be responsible, in any way, for the quality or merchantability of any product/merchandise or any of the services related thereto, whatsoever, offered to the User by the Corporate Customer. Any disputes regarding the same or delivery of the Service or otherwise will be settled between Corporate Customer and the User and Bank shall not be a party to any such dispute. Any request for refund by the User on any grounds whatsoever should be taken up directly with the Corporate Customer and the Bank will not be concerned with such a request.
- ▶ Bank takes no responsibility in respect of the services provided and User shall not be entitled to make any claim against the Bank for deficiency in the services provided by the Corporate Customer.
- ▶ The User shall not publish, display, upload or transmit any information prohibited under Rule 3(2) of the Information Technology (Intermediaries guidelines) Rules, 2011.
- ▶ In case of non-compliance of the terms and conditions of usage by the User, the Bank has the right to immediately terminate the access or usage rights of the User to the computer resource of the Bank and remove the non-compliant information.

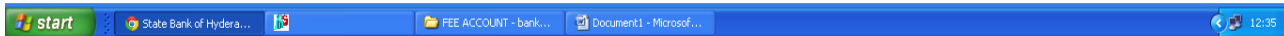
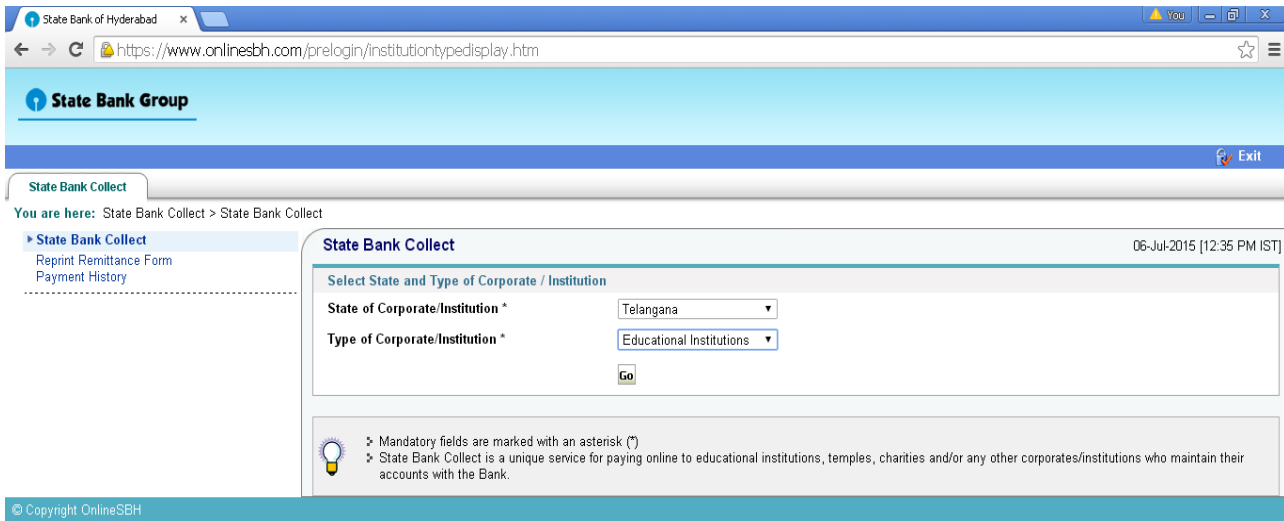
I have read and accepted the terms and conditions stated above.
(Click Check Box to proceed for payment)

Proceed

© Copyright 2013 OnlineSBI Privacy Statement | Disclosure | Terms of Use

start State Bank Collect - G... FEE ACCOUNT - bank... Document1 - Microsof... 12:32

Please tick on (option) terms & conditions and then click on “Proceed” button



Select option as mentioned above and press the button “GO”

The screenshot shows a web browser window with the URL <https://www.onlinesbh.com/prelogin/displayinstitutions.htm>. The page header features the State Bank Group logo and an 'Exit' button. The main content area is titled 'State Bank Collect' and includes a breadcrumb trail: 'You are here: State Bank Collect > State Bank Collect'. A sidebar menu on the left lists 'State Bank Collect', 'Reprint Remittance Form', and 'Payment History'. The main form area contains a section titled 'State Bank Collect' with a timestamp of '06-Jul-2015 [12:37 PM IST]'. Below this is a form with a dropdown menu labeled 'Select from Educational Institutions *' and 'Educational Institutions Name' with the selected value 'FEE ACCOUNT NITW'. There are 'Submit' and 'Back' buttons below the dropdown. A note at the bottom of the form states: 'Mandatory fields are marked with an asterisk (*)'. The footer of the page reads '© Copyright OnlineSBH'.

The screenshot shows the Windows taskbar with the Start button on the left. The taskbar contains icons for 'State Bank of Hydera...', 'FEE ACCOUNT - bank...', and 'Document1 - Microsof...'. The system tray on the right shows the time '12:36'.

Select option as mentioned above and press the button
“SUBMIT”

State Bank of Hyderabad

https://www.onlinesbh.com/prelogin/displayfeepaymentdetails.htm

State Bank Group

State Bank Collect


You are here: State Bank Collect > State Bank Collect

State Bank Collect

Reprint Remittance Form

Payment History

State Bank Collect

 **FEE ACCOUNT NITW**
NIT WARANGAL, , WARANGAL

Provide details of payment

Select Payment Category *

B.Tech. II Year (2014-15) Batch
 III,IV Year B.Tech
 DASA,SAARC,NON-SAARC - II,III,IV year
 ICCR - B.Tech. II year(2014-15 batch)
 ICCR - B.Tech. III, IV year (2013-14,2012-13batch)
 MEA-ETHOPIA B.Tech II,III,IVyr
 MEA - SELF FINANCE - B.Tech IIyr.-(2014-15 Batch)
 MEA-SELF FINANCE B.Tech. III,IV year
 M.Tech. II year (2014-15 batch)
 ICCR - M.Tech. II year(2014-15 batch)
 MEA- ETHOPIA - M.Tech.IIyr. (2014-2015 batch)
 M.Tech.IIyr-MEA Self Finance(2014-15 batch)
 M.Sc. II year Maths,Chemistry(2014-15 batch)
 M.Sc.(Tech.) II year (2014-15 batch)
 M.Sc.(Tech)III year(2013-14 batch)
 MCA II year (2014-15 batch)
MCA III year (2013 - 14 batch)
 MBA - II year (2014 - 15 batch)
 Ph.D. 2014-15 batch onwards
 Ph.D. Previous Batches to 2014-15

--Select Category--

06-Jul-2015 (12:38 PM IST)

Example

⚡ Mandatory fields are marked with an asterisk (*)
 ⚡ The payment structure document if available will contain detailed instructions about the online payment process.
 ⚡ Date specified(if any) should be in the format of 'ddmmyyyy'. Eg., 02062008

© Copyright OnlineSBH

start

State Bank of Hydera...

FEE ACCOUNT - bank...

Document1 - Microsof...


12:37

Choose option

State Bank of Hyderabad x You

https://www.onlinesbh.com/prelogin/suvidhaparamdisplay.htm

Payment History

 **FEE ACCOUNT NITW**
NIT WARANGAL , WARANGAL-506004

Example

Provide details of payment

Select Payment Category *

Student Name *

Student Registration No(Year) *

Student Roll No *

Branch *

Student Mobile Number *

Tuition Fee * Fixed:Rs.35000

Other Fee * Fixed:Rs.4000

Remarks

Please enter your Name, Date of Birth & Mobile Number. This is required to reprint your e-receipt / remittance(PAP) form, if the need arises.

Name *

Date of Birth *

Mobile Number *

Enter the text as shown in the image *

start State Bank of Hydra... FEE ACCOUNT - bank... Document1 - Microsof... 12:42

Fill the particulars & press submit button

Press the Confirm button

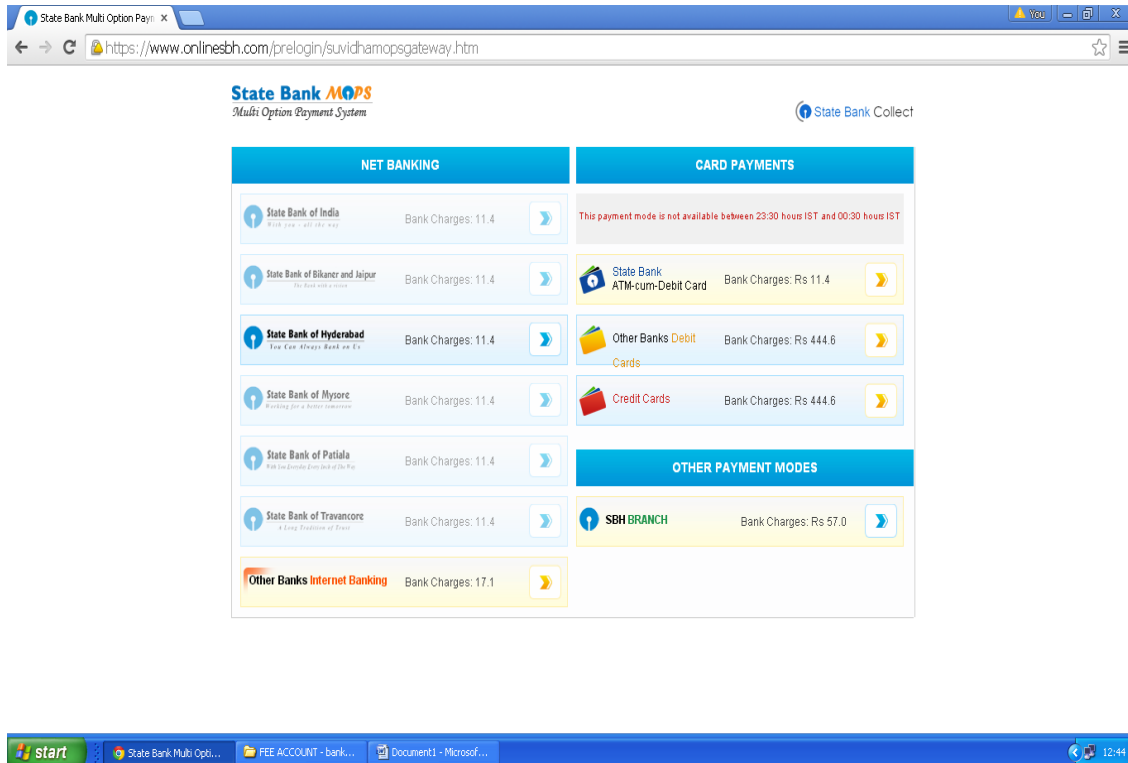
The screenshot shows a web browser window with the URL <https://www.onlinesbh.com/prelogin/lastfivebndetails.htm>. The page title is "State Bank Collect". The breadcrumb trail is "You are here: State Bank Collect > State Bank Collect". The left sidebar contains "State Bank Collect", "Reprint Remittance Form", and "Payment History". The main content area is titled "State Bank Collect" and shows a confirmation screen with a lightbulb icon and the text "Verify details and confirm this transaction". The transaction details are as follows:

Educational Institutions Name	FEE ACCOUNT NITW
Category	B.Tech. II Year (2014-15) Batch
Student Name	Saikumar
Student RegistrationNo(Year)	12343
Student Roll No	2323243
Branch	ECE
Student Mobile Number	1234567890
Tuition Fee	35000
Other Fee	4000
Total Amount	INR 39,000.00
Remarks	

Below the table, there is a lightbulb icon and the text: "Please ensure that you are making the payment to the correct payee." At the bottom of the confirmation box, there are "Confirm" and "Cancel" buttons.

© Copyright OnlineSBH

start | State Bank of Hydera... | FEE ACCOUNT - bank... | Document1 - Microsof... | 12:43



Choose the option for the payment using “NET BANKING (or) CARD” payments.

Then it will be linking to your bank account for completing the procedure.

Candidates who don't have bank account can pay by the following procedure:

From the above window, Select Other Payment Modes, download and print the challan form (which contains your particulars). Visit any branch of SBI to make the payment using the challan. Submit a copy of payment receipt to Accounts Section.

DEPUTY REGISTRAR, ACCOUNTS